


# mrstudyr

## Retrospective Mutant Reduction

Colton J. McCurdy

 [McCurdyColton](#)

ICSME 2016

Gregory M. Kapfhammer and Phil McMinn

# Motivation

Quality  
software?

# Motivation

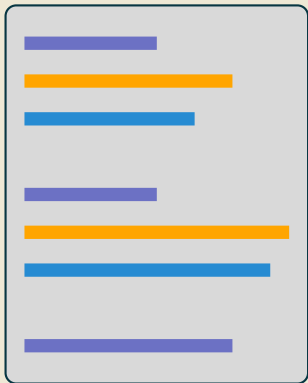
Regression Test Suite

# Motivation

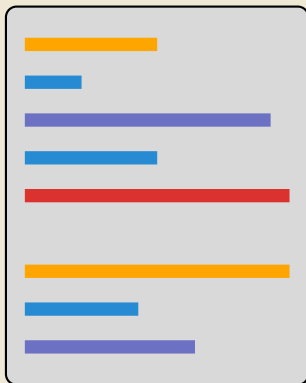
Regression Test Suite

$$T = \langle t_1, t_2, \dots, t_n \rangle$$

# Motivation

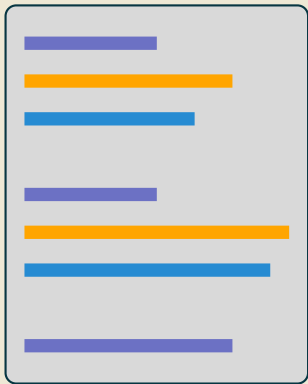


Pass

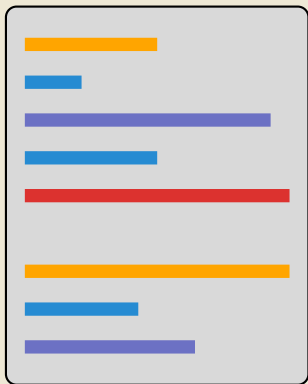


Fail

# Motivation

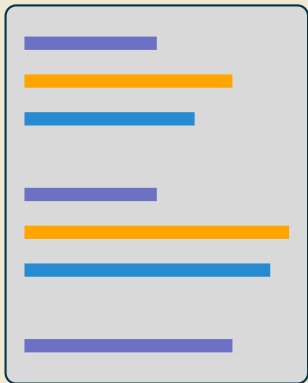


✓ Pass

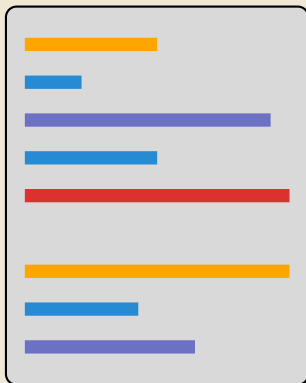


Fail

# Motivation



✓ Pass



✗ Fail

# Motivation

Use testing  
to assess  
quality?



# Motivation

Trivial test  
suite?

# Background

# Mutation Testing!

# Mutation Testing



Original




Mutant

# Mutation Testing



Original



Mutant

# Mutation Testing

$a > b$

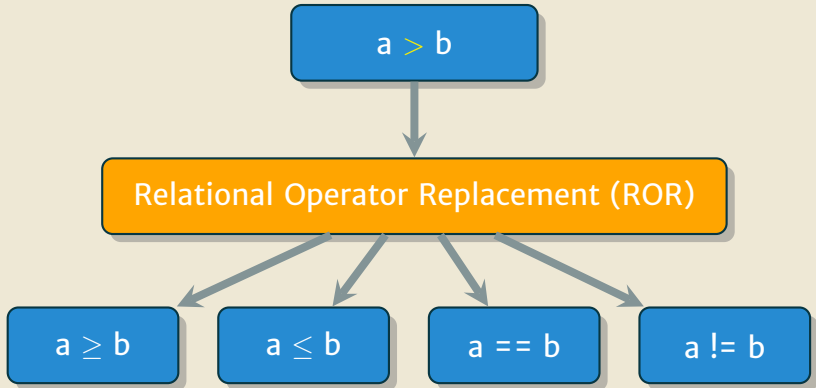
# Mutation Testing

$a > b$

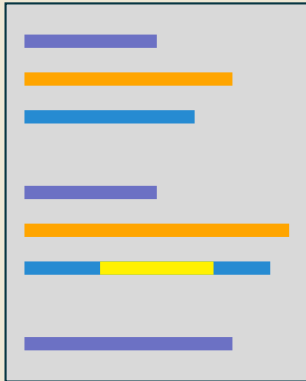
```
graph TD; A["a > b"] --> B["Relational Operator Replacement (ROR)"]; style A fill:#3498db,stroke:#34495e,stroke-width:1px; style B fill:#f1c40f,stroke:#34495e,stroke-width:1px;
```

Relational Operator Replacement (ROR)

# Mutation Testing



# Mutation Testing




Alive




Killed



# Mutation Testing



✓ Alive




Killed

# Mutation Testing



✓ Alive



✗ Killed

# Mutation Testing

$$MS_T = \frac{\textit{Killed}}{\textit{Total}}$$

# Mutation Testing

$$MS_T = \frac{\textit{Killed}}{\textit{Total}}$$

# Mutation Testing

$$MS_T = \frac{\textit{Killed}}{\textit{Total}}$$

# Mutation Testing

$$MS_T = \frac{\textit{Killed}}{\textit{Total}}$$

$$MS_T \in [0, 1]$$

# Mutation Testing

$$MS_T = \frac{\textit{Killed}}{\textit{Total}}$$

$MS_T \in [0, 1]$

HIB

# Mutation Testing


Silver  
Bullet?



# Mutation Testing


## Limitations

# Mutation Testing



# Mutation Testing


$$T = \langle t_1, t_2, \dots, t_n \rangle$$



# Mutation Testing

$$T = \langle t_1, t_2, \dots, t_n \rangle$$

Weak




# Mutation Testing

$$T = \langle t_1, t_2, \dots, t_n \rangle$$

Weak

Strong




# Mutation Testing

$$T = \langle t_1, t_2, \dots, t_n \rangle$$

Weak

Strong

Redundant



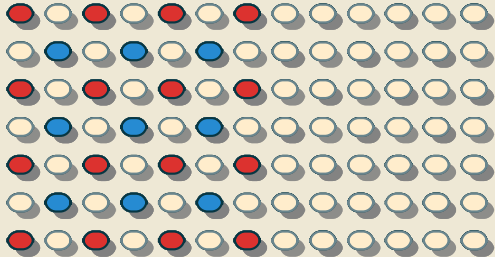
# Mutation Testing

$$T = \langle t_1, t_2, \dots, t_n \rangle$$

Weak

Strong

Redundant



# Mutation Testing

Still ...



# Mutation Testing

Still ...  
limitations

# Mutation Testing



# Mutation Testing



Understand system intricacies

# Mutation Testing



Understand system intricacies


# Mutation Testing

Retrospective  
Mutant  
Reduction

# Mutation Testing


Retrospective  
Mutant  
Reduction

# mrstudyr



# mrstudyr


 mccurdyc/mrstudyr





# mrstudyr


 mcurdyc/mrstudyr



Data

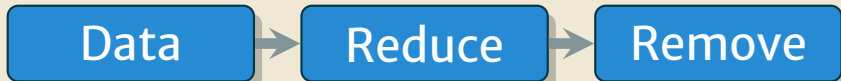

# mrstudyr

 mccurdyc/mrstudyr



# mrstudyr

 mcurdyc/mrstudyr



Input

Database  
Schema  
Mutants

# Demonstration

# Demonstration!



**Motivation**

Random  
Sampling

# Output

	Percent	Correlation	MAE	RMSE
1	1.00	0.36	9.20	11.90
2	10.00	0.68	2.96	4.27
3	20.00	0.76	2.02	2.91
4	30.00	0.82	1.35	2.00
5	40.00	0.82	1.19	1.70
6	50.00	0.85	1.07	1.48
7	60.00	0.88	0.75	1.02
8	70.00	0.90	0.59	0.84
9	80.00	0.90	0.47	0.66
10	90.00	0.92	0.34	0.49
11	100.00	1.00	0.00	0.00

# Output

	Percent	Correlation	MAE	RMSE
1	1.00	0.36	9.20	11.90
2	10.00	0.68	2.96	4.27
3	20.00	0.76	2.02	2.91
4	30.00	0.82	1.35	2.00
5	40.00	0.82	1.19	1.70
6	50.00	0.85	1.07	1.48
7	60.00	0.88	0.75	1.02
8	70.00	0.90	0.59	0.84
9	80.00	0.90	0.47	0.66
10	90.00	0.92	0.34	0.49
11	100.00	1.00	0.00	0.00

---



# Output

	Percent	Correlation	MAE	RMSE
1	1.00	0.36	9.20	11.90
2	10.00	0.68	2.96	4.27
3	20.00	0.76	2.02	2.91
4	30.00	0.82	1.35	2.00
5	40.00	0.82	1.19	1.70
6	50.00	0.85	1.07	1.48
7	60.00	0.88	0.75	1.02
8	70.00	0.90	0.59	0.84
9	80.00	0.90	0.47	0.66
10	90.00	0.92	0.34	0.49
11	100.00	1.00	0.00	0.00

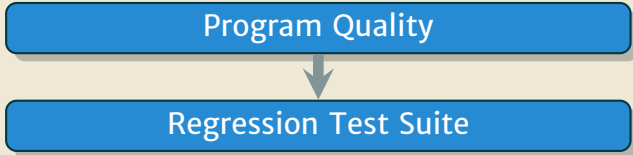
# Output

	Percent	Correlation	MAE	RMSE
1	1.00	0.36	9.20	11.90
2	10.00	0.68	2.96	4.27
3	20.00	0.76	2.02	2.91
4	30.00	0.82	1.35	2.00
5	40.00	0.82	1.19	1.70
6	50.00	0.85	1.07	1.48
7	60.00	0.88	0.75	1.02
8	70.00	0.90	0.59	0.84
9	80.00	0.90	0.47	0.66
10	90.00	0.92	0.34	0.49
11	100.00	1.00	0.00	0.00

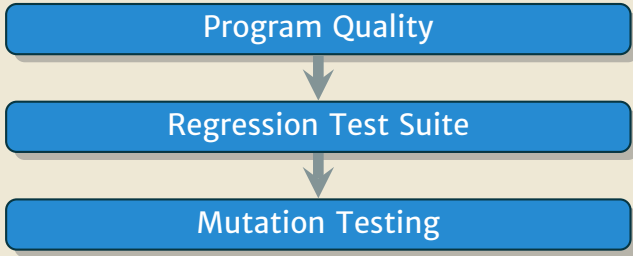
# Conclusion

Program Quality

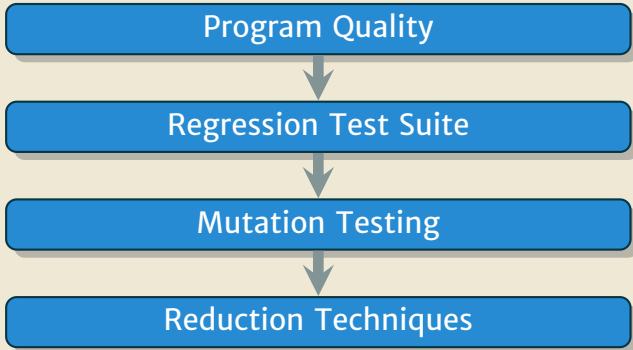
# Conclusion



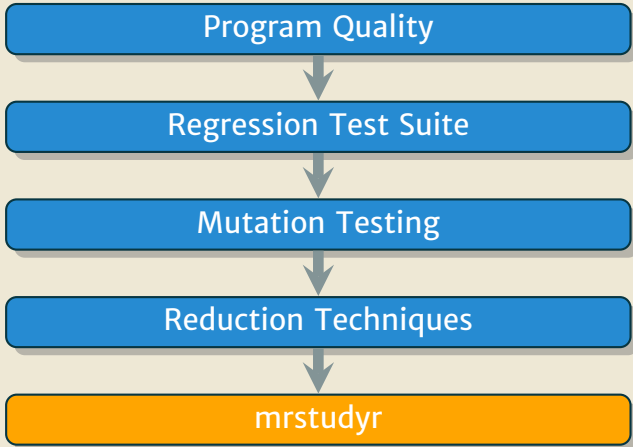
# Conclusion




# Conclusion



# Conclusion




# Conclusion



Reduced




# Conclusion



100%

Reduced

# Conclusion



100%

Reduced

